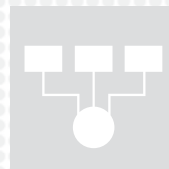




Your partner in inspection and quality control



checkweigher  
**16D3**



# Your partner in inspection and quality control



checkweigher

16D3

## Equipment

- Digital electronics with alphanumeric graphic display
- Electronic self-calibration device
- 3 levels password access protection
- Mobile average function
- 100 storable product programs
- 2 RS232 serial ports
- Production data management in conformity with the standards in force
- Conformity with standards ISO-FDA HACCP

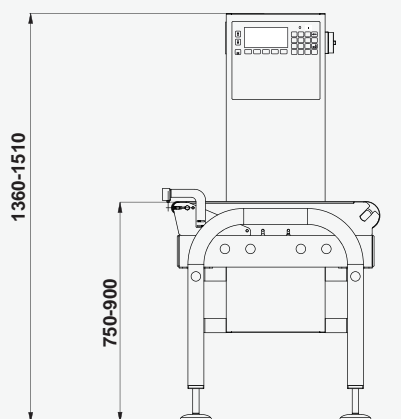
## Optional

- Ejection systems
- Reject management systems
- Wind-prevention tunnel
- 24-columns panel printer
- Alarms notification
- Separated electronic equipment
- Ethernet interface
- USB interface
- Products programs memory expansion
- Feed-back function
- FAT/SAT, IQ/OQ validations
- MID Certification

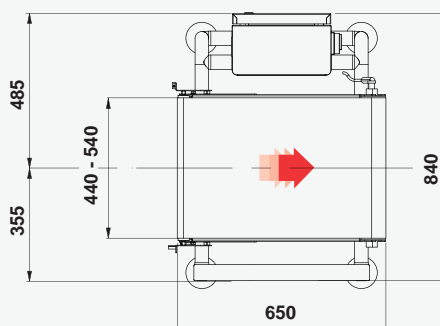
## Technical Specifications 16D3

Weighing range	up to 60000 g
Display division	from 10 g
Linear speed	up to 25 m/min
Throughput	up to 30 ppm
Accuracy*	from $\pm 10$ g
Pneumatic supply	0,6 Mpa
Air consumption (for ejection)	1 NL
Power supply	230V 50/60Hz single phase
Power consumption	1000 W
Mirror finishing of metal parts	Stainless Steel IP54
Climatic environment	from 5°C up to +40°C non-condensing (closed)

\*depending on the weight, dimensions and type of product



RUNNING DIRECTION TO CLIENT'S SPECS



The manufacturer reserves the right to change the product specifications without notice. The image and the drawing are indicative of one of the possible configurations of the machine.

### PRISMA INDUSTRIALE S.r.l.

Via La Bionda, 17 - 43036 Fidenza - Parma - Italy • Tel. +39 0524 527270 - Fax +39 0524 524142  
www.prismaindustriale.com • info@prismaindustriale.com